






## Features


 RGB+CCT  
16 Millions of colors to choose


 Color temperature  
2700~6500K


 Dimmable  
Saturation control


 2.4G RF wireless transmission  
technology

 Signal transmitting &  
Modes synchronization

 Remote control  
Control distance 30m

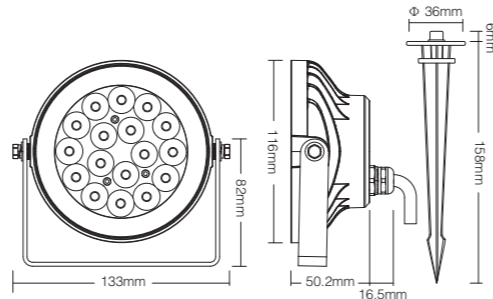
 Smart phone App control  
(2.4GHz gateway is needed)

 Support third party voice control  
(2.4GHz gateway is needed)

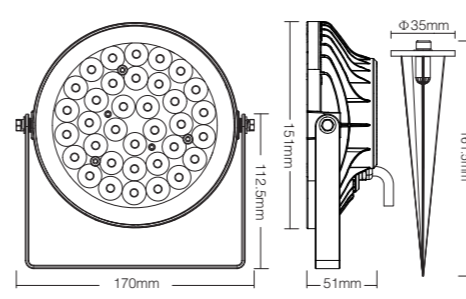
 Waterproof and dustproof  
grade IP66

## Parameters

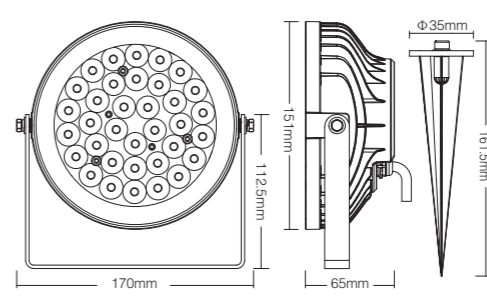
Model No.	FUTC01	FUTC02 / AV2435XIAA
Input Voltage	DC 24V	100-240V~ 50/60Hz
Rated Current	0.41A	0.18A
Power	9W	9W
PF	—	>0.5
Working Temp.	-20~45°C	-20~45°C
Color Temp.	2700~6500K	2700~6500K
CRI	>80	>80
Luminous Flux	900LM	900LM
Light Efficiency	100LM/W	100LM/W
Lifespan	50000 hours	50000 hours
Beam Angle	15°	15°
Illumination Distance	>10m	>10m
IP Rate	IP66	IP66
RF	2.4GHz	2.4GHz
Control Distance	30m	30m



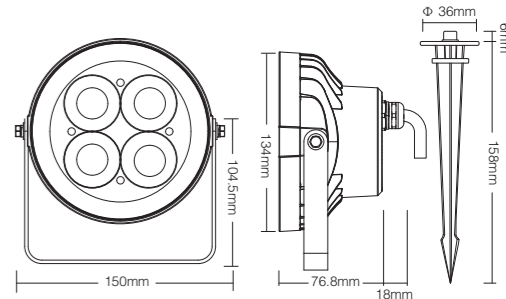
Model No.	FUTC03
Input Voltage	100-240V~ 50/60Hz
Rated Current	0.26A
Power	15W
PF	>0.5
Working Temp.	-20~45°C
Color Temp.	2700~6500K
CRI	>80
Luminous Flux	1500LM
Light Efficiency	100LM/W
Lifespan	50000 hours
Beam Angle	15°
Illumination Distance	>10m
IP Rate	IP66
RF	2.4GHz
Control Distance	30m



Model No.	FUTC05
Input Voltage	100-240V~ 50/60Hz
Rated Current	0.42A
Power	25W
PF	>0.5
Working Temp.	-20~45°C
Color Temp.	2700~6500K
CRI	>80
Luminous Flux	2100LM
Light Efficiency	85LM/W
Lifespan	50000 hours
Beam Angle	15°
Illumination Distance	>15m
IP Rate	IP66
RF	2.4GHz
Control Distance	30m



Model No.	FUTC09
Input Voltage	100-240V~ 50/60Hz
Rated Current	0.35A
Power	18W
PF	>0.5
Working Temp.	-20~45°C
Color Temp.	2700~6500K
CRI	>80
Luminous Flux	1500LM
Light Efficiency	85LM/W
Lifespan	50000 hours
Beam Angle	25°
IP Rate	IP66
RF	2.4GHz
Control Distance	30m

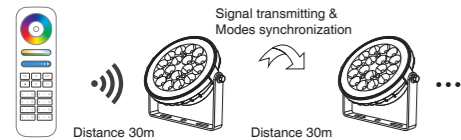


## Signal transmitting

One lighting fixture can transmit the signals from the remote control to another lighting fixture within 30m, as long as there is a lighting fixture within 30m, the remote control distance can be limitless.

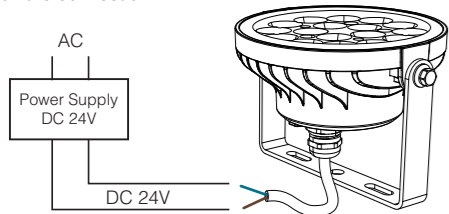
## Modes synchronization

Different lighting fixture can work synchronously when they are started at different times, controlled by the same remote, under same dynamic mode and within 30m distance.

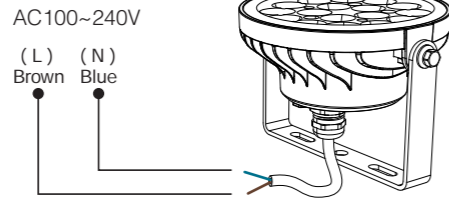


## FUTC01 Connection diagram

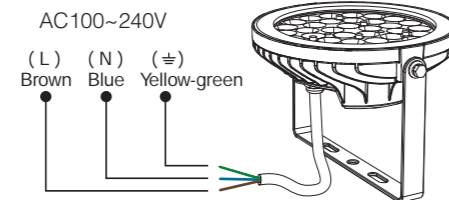
Input Voltage DC 24V, don't need to distinguish polarity on the connection



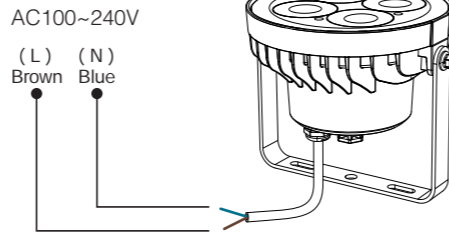
## FUTC02 Connection diagram



## FUTC03 / FUTC05 Connection diagram

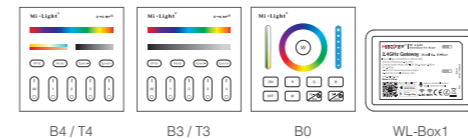


## FUTC09 Connection diagram



## Link/Unlink

Compatible with these remote controls (Purchased separately)



**NOTE:**  
Lighting can be working after linking with remote; for more details, pls read the remote instruction.

## Dynamic Mode Sheet

Number	Dynamic Mode	Brightness / Saturation / Speed
1	Mardi Gras	Adjustable
2	Automatic color change	
3	Sam	
4	Gemstone	
5	Twilight	
6	American	
7	Fat Tuesday	
8	Party	
9	Slow Color Splash	

## Attention

- When install the lighting fixtures, pls switch off the power to make sure the safety.
- Please check whether the input voltage supply is in accordance with the lighting fixtures, and please check the connection of both the cathode and anode.
- Non-professional user cannot dismantle the lighting fixtures directly, otherwise, it may cause fire and electric shock.

- Please do not use lighting fixtures around the mental area and high magnetic field, otherwise, it will badly affect the control distance.
- Users must be correct, strict and solid to install the lighting fixtures; do not use the lighting fixtures on strenuous vibration area.
- The lighting fixtures will be heating on working, pls do not cover the lighting housing.